


How to Configure RingTone Setting on Htek IP Phones



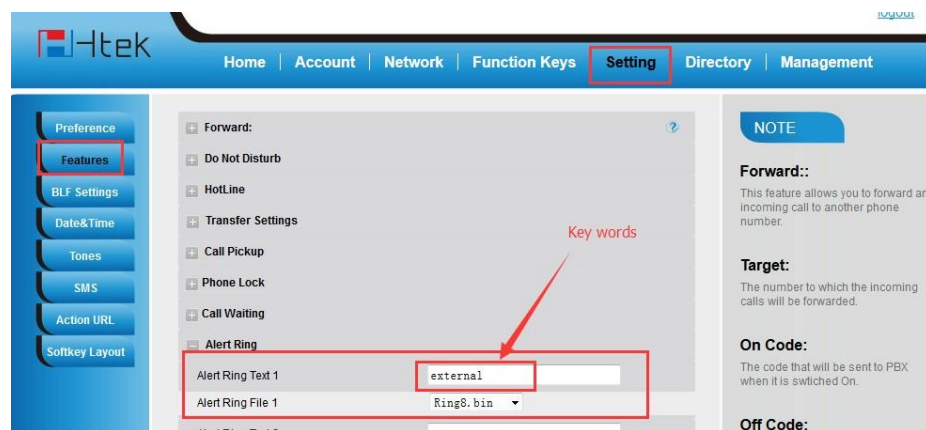
The phone's ringtone setting has priority

1. **The priority for ringtone setting:** Alert>Directory>Group>Account>Setting
2. **Alert setting is in Top priority.**

On the webpage, "Setting→Features→Alert Ring"

Enter the key words that incoming call contain. For example, when an external call is coming, the PBX will send your Phone a INVITE datagram which contain the information: external.

```
INVITE sip:526@192.168.0.116:5060;transport=UDP SIP/2.0
Via: SIP/2.0/UDP 192.168.0.9:5060;branch=z9hG4bK7081c736;rport
Max-Forwards: 70
From: "Clyde" <sip:527@192.168.0.9>;tag=as196084d4
To: <sip:526@192.168.0.116:5060;transport=UDP>
Contact: <sip:527@192.168.0.9>
Call-ID: 6a23029865072a1433a06d4e1892ac76@192.168.0.9
Alert-Info: <http://127.0.0.1>;info=external
CSeq: 102 INVITE
User-Agent: MyPBX
Date: Tue, 03 Feb 2015 02:03:04 GMT
Allow: INVITE, ACK, CANCEL, OPTIONS, BYE, REFER, SUBSCRIBE, NOTIFY, INFO
Supported: replaces, timer
Content-Type: application/sdp
Content-Disposition: rfc4235
```



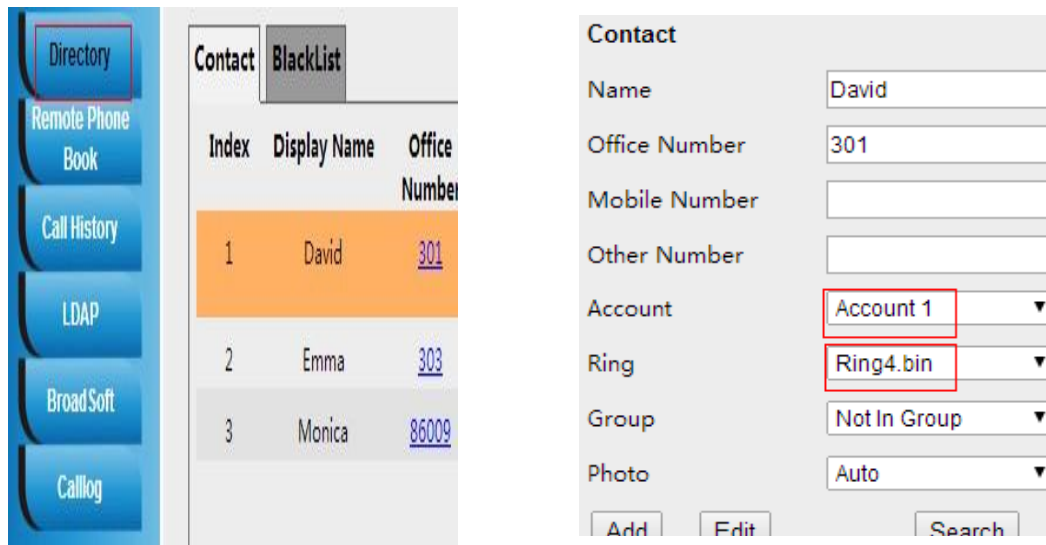
Pcode	Ring Text	Ring File
Alert1	P1399	P1402
Alert2	P1400	P1403
Alert3	P1401	P1404
Alert4	P20059	P20066
Alert5	P20060	P20067
Alert6	P20061	P20068
Alert7	P20062	P20069
Alert8	P20063	P20070
Alert9	P20064	P20071
Alert10	P20065	P20072

Ring Text value:according to your PBX Ring File value:0-8

Please Note: the precondition is your PBX support this function.

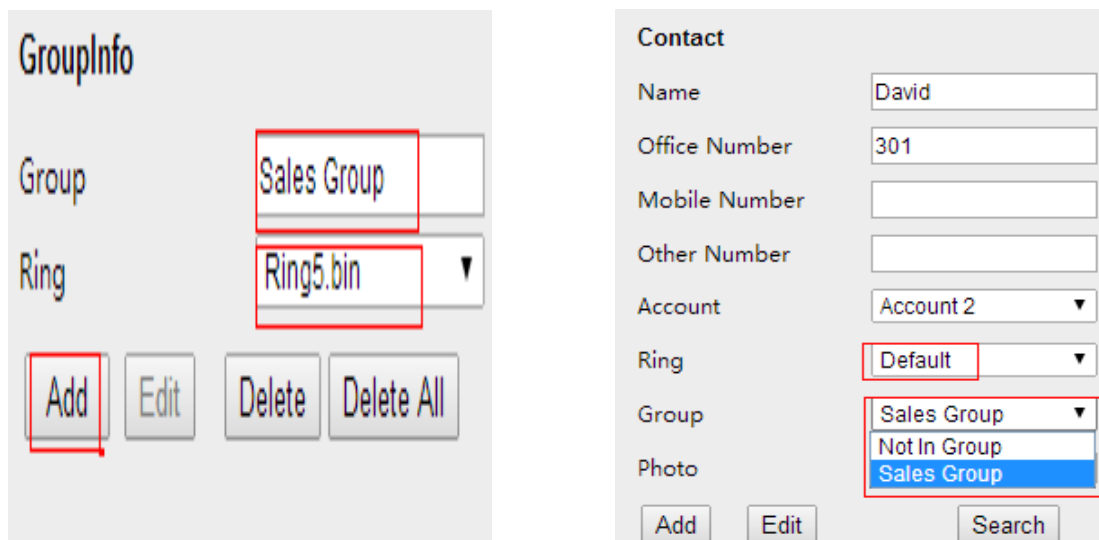
3. Ringtone setting in Directory is second.

For example: David is set as a contact in Directory, and Ring setting is Ring4. When David call Account 1, Ring4 will ring.



4. Ringtone setting in Group is Three

If David's Ringtone is not set, it is Default. But David is in a group, for example Sales Group. The Ring setting is Ring5 for Sales Group. When David call Account2. Ring5 will ring.



5. Ringtone setting in Account is Four

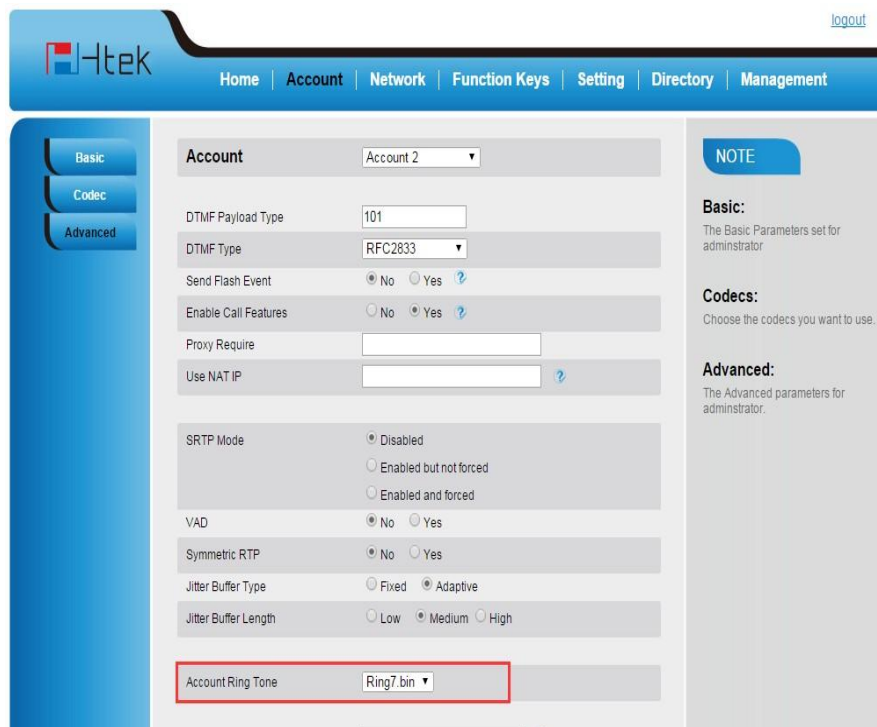
When Ring of contact in Directory set as default and the group is also set as Auto, or the contact is not in a group, then the ring setting in Account works.

Pcode:

Account1:P104,Account2:P423,Account3:P523, Account4:P623, Account5:P1723,

Account6:P1823

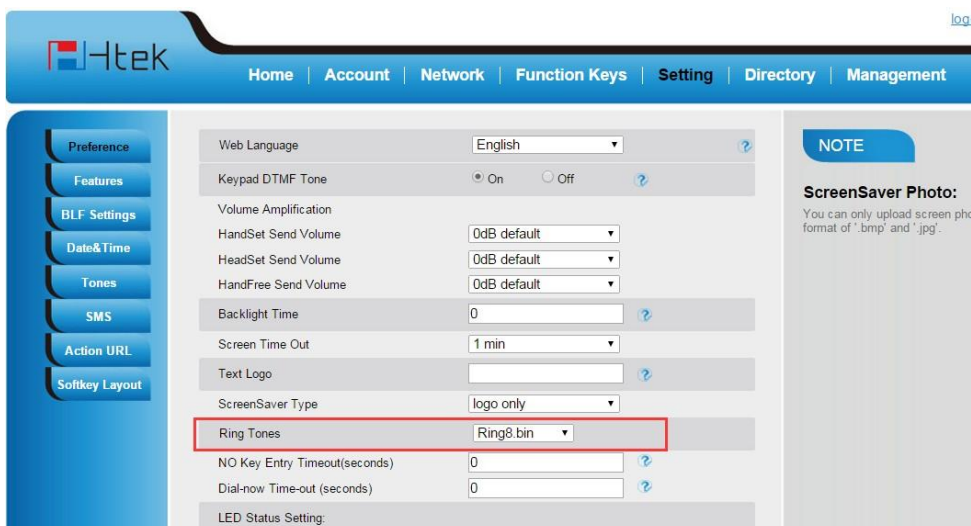
Value:0-8



In this situation, Ring7 will ring when there is a call to Account1. Same with Account2/3/4/5/6, if you set the Account Ringtone as Ring7, Ring7 will ring when there is a call to Account2/3/4/5/6.

6. Ringtone setting in Setting is Five

If the Ringtone in Directory, Group and Account are set as Default, the Ringtone under Setting works. Pcode:P8721 Value:0-8



Ringtone setting here is equal to Ringtone setting on LCD (Menu-Setting-Basic Setting-Ringtone). If you set the Ringtone as Ring8 on Webpage or on LCD. Ring8 will ring when there is a call coming in.